



MNCA Website www.dcmicrominerals.org

The Mineral Mite




Vol. 57 – No. 3 Washington D.C. – A Journal for Micromineralogists March 2024

Meeting: March 25 3-5:30pm Kings Park Library, Burke

Program: Athens Mineralogy Museum

In January, Michael Pabst gave us Part I of his wonderful (and mouth-watering!) presentation on his and Karen's trip to Greece. At our March meeting, Michael will present Part II, featuring their visit to the Mineral Museum at the University of Athens. Athens. Bring minerals from Greece to show & tell. Details on page 3.

Mystery Micro Mineral of the Month



Clue: Locality, Hagendorf South Pegmatite, Hagendorf, Waidhaus, Neustadt an der Waldnaab District, Upper Palatinate, Bavaria, Germany. FOV = 5 mm. by Aloha Peter Chin, Honolulu, Hawaii

President's Message:

by David Fryauff




I am happy to see & feel that the winter has passed and that we have spring and summer ahead of us. We had just enough snow and ice to make for some laid-back and beautiful winter days. Those short winter days and long cold nights were perfect for wandering through some old Goose Creek quarry microminerals that Paul Smith must have collected back in the 1990s.

Clear yellow-green epidote crystals, often covered by tiny prehnite plates intermixed with calcite, and apophyllite are a classic assemblage from this long-closed northern Virginia traprock quarry and make for some very challenging photomicrography. I wish I had the chance to meet and collect with Paul Smith but too often I am late coming into good things. At least I can know that I am carrying on the mantle of the MNCA presidency from that interesting and honorable man.

I also had the time and optics to explore through flats of rough rock that Patrick Haynes field-collected from some of the most famous old mines of Utah, Nevada, and California during 2007-2008. This richly mineralized material had been appraised by Simkev and was donated by Andy Dietz to the Gem, Lapidary, and Mineral Society of Montgomery County (GLMSMC), Maryland, a 501(3)(c) educational organization that I also belong to. I have the pleasure of knowing Patrick Haynes since we met at the Tucson Mineral Show in 2017 and appreciate his advice and assistance with mineral identifications. He was key to the XRD analysis and confirmation of an unusual crystalline form of dolomite that I found in the Penn-Maryland serpentine quarry back in 2019.

President's Message continued


His donated flats of micromineral rough rock from famous old mines in the American southwest have been much appreciated by current members of the MNCA, and I am using selected specimens from these flats to entice potential new members to our micromineralogy club. I am anxious to present a talk to youth and adult members of the GLMSMC and to entice new members into our MNCA. I am also looking forward to attending the Leidy Microscopical Society Microminerals conference in Richboro, PA on March 8th & 9th and to setting up our MNCA demo table at the GLMSMC annual show at the Gaithersburg, Maryland Fairgrounds on March 16th & 17th. This will be a busy month!!!



Pink Calcite, clear Prehnite, & dark green Epidote from New Goose Creek Quarry, Loudoun Co., VA Collected by Paul B. Smith



Waifer-thin Clinocllore crystals from Hunting Hill Quarry, Rockville, MD Collected 30SEP23 DJ Fryauff



Cornwallite, Conichalcite, Chrysocolla, Mixite from the 150" level, Gold Hill Mine, Tooele Co., Utah. Collected by Patrick Haynes, April 2007



Green Zincolivenite, yellow Scorodite, & red Carminite from the 150' level, Gold Hill Mine, Tooele Co., Utah. Collected April 2007 by Patrick Haynes



January 24, 2024, Laytonsville, Maryland -- A good day to stay inside examining microminerals. David F.

Micromineralogists of the National Capital Area, Inc.

Program: Athens Mineralogy Museum

by Michael Pabst, Treasurer

This museum, part of the University of Athens, is in a remote hilly and leafy region of Athens that is quite a distance from the tourist regions. The architecture of the museum lacks the charm of the classical buildings in the center of the city.



The Mineralogy Museum of the University of Athens is within this modern building. The Greek lettering on the building façade translates to “Faculty of Geology and Geo-Environment”.



This is the view from the front steps of the geology building, showing its location in the remote hills of Athens.

The museum is well worth the journey. Here are two photos as a preview:



Adamite on Smithsonite, Kamareza, Lavrion, Greece. Photo by Michael Pabst with iPhone. Field of view estimated to be ~50 mm (~2 inches).



Smithsonite, Hilarion, Lavrion, Greece. Photo by Michael Pabst with iPhone. Field of view ~75 mm (~3 inches).

There will be 75 photos in the presentation. Try to stay awake because the last slide is an unbelievable mineral specimen.

Mystery Micro Mineral of the Month

by Aloha Peter Chin, Honolulu, Hawaii

Answer: **Wildenauerite**, Hagendorf South Pegmatite, Hagendorf, Waidhaus, Neustadt an der Waldnaab District, Upper Palatinate, Bavaria, Germany. FOV = 5 mm.

Micromineralogists of the National Capital Area, Inc.

Previous Meeting Minutes 2.26.2024

by Bob Cooke, Secretary

The Micromineralogists of the National Capital Area (MNCA) met on February 26, 2024, at the Fairfax County Kings Park Library in Burke, Virginia. Members present were Bob Cooke, Scott Duresky, David Fryauff, Jeff Guerber, Dave Hennessey, Kathy Hrechka, Michael Pabst, and Tom Tucker. Kathy's guest Paricia Baldwin was also welcomed.



The MNCA business meeting was called to order by President Dave Fryauff at 3:30 PM. He recognized Tom Tucker for his contributions as a past president. Past minutes of MNCA meetings were approved as published in the Mineral Mite.

Michael Pabst gave the Treasurer's Report and reported that funds had been transferred from the club's checking account to interest-bearing Certificates of Deposit. He also displayed two purchases from the Tucson mineral show: malachite with azurite from Greece and ferberite with apatite and siderite from the Panasqueira Mine in Portugal.

Dave Fryauff said that he will attend the Leidy Microscopical Society Conference on March 8 & 9 at the Advent Lutheran Church 45 Worthington Mill Road Richboro, PA 18954. He also said that he and Dave MacLean will demonstrate micromounts and microscopes at the Gaithersburg mineral show sponsored by the Gem, Mineral & Lapidary Society of Montgomery County on March 16 & 17 at the Montgomery County Fairgrounds.

Kathy Hrechka shared copies of the December 2023 issue of the Mineral News newsletter published by Tony Nikischer.

Dave Fryauff provided two flats of rocks collected by Pat Haynes. A flat from the Blue Bell Mine, Soda Mountains, San Bernardino County, California contained perite, hemimorphite, fluorite and wulfenite crystals. The second flat was from the Harrington Hickory Mine in Beaver County, Utah and contained brochantite, linarite, aurichalcite and hemimorphite crystals.

Jeff Guerber spoke about the total solar eclipse on April 8th and provided glasses to safely view the event. The next MNCA meeting will be Monday, March 25th in the Kings Park Library large meeting room.



MNCA members working on micros at our February meeting, donated by Patrick Haynes.

Previous Program Reviewed 2.26.2024

by Bob Cooke, Secretary

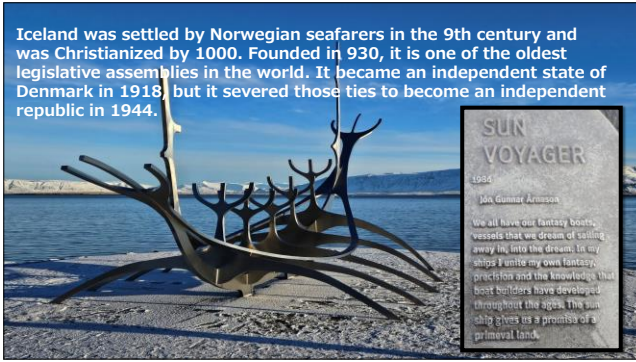
Kathy Hrechka and Patricia Baldwin presented a travelogue of their recent trip to Iceland on February 16-23. The presentation was entitled Fire and Ice: Geo 3.0. Below is a sampling from Kathy's PowerPoint.

Iceland, a Nordic island nation, is defined by its dramatic landscape with volcanoes, geysers, hot springs and lava fields.



Kathy recommends touring Iceland in the winter to experience Northern lights, glaciers, ice caves, scenery of contrasting, basalt fields and snow-covered outcrops. Bus tours are well organized. European airlines fly seasonally, when the weather is warmer, so tourist crowds are lessened in the winter.

Micromineralogists of the National Capital Area, Inc.



Iceland was settled by Norwegian seafarers in the 9th century and was Christianized by 1000. Founded in 930, it is one of the oldest legislative assemblies in the world. It became an independent state of Denmark in 1918 but it severed those ties to become an independent republic in 1944.



Galleries: Volcano, Northern Lights, Water/Minerals, Ice Cave

Perlan geothermal water storage & museum.



Jokulsarlon Glacier Lagoon, South Coast Feb 20



Iceland Meteorological Office reported, Sylingarfell volcano began erupting at 6am Feb 8, 2024, shortly after an intense seismic activity 5:30am, 2 miles northeast of Grindavik. Lava crossing main road to Grindavik and flowing on the road leading to the Blue Lagoon on Feb. 8, 2024. internet photo



Kathy's bucket list: encounter two continental plates: North America & Eurasian plates dividing. The view is walking on the North America plate. The Eurasian plate lies 1.5 kilometers through a valley to the East.



The spa reopened on Feb 16 but is temporarily closed due to recent earthquake activity on March 2. Inset photo: Kathy grew crystals from a self-collected Blue Lagoon spa sample, once she returned home.

Iron Sulfates: Amaranтите, Copiapite, Coquimbite, Jarosite

by Michael Pabst PhD, Treasurer

Previously we looked at iron arsenates and iron phosphates. In this article, we will look at iron sulfates. Because iron sulfates tend to be more water-soluble than iron arsenates or phosphates, their crystals are rarer, easily damaged, and less pretty. Nevertheless, there are 154 iron sulfates listed in Mineral Atlas. I happen to have decent specimens of a few iron sulfates.



Amarantite. Amaranтите is an oxidized iron sulfate $\text{Fe}^{3+}_2(\text{SO}_4)_2\text{O}\cdot 7\text{H}_2\text{O}$ that forms bright red-orange crystals. Amaranтите is soluble in water. Its crystals are triclinic $\bar{1}$ – pinacoidal. Hardness 2½. From the Greek $\alpha\mu\acute{\alpha}\rho\alpha\nu\tau\omicron\varsigma$ = amaranth, a mythical red flower that does not wither, a symbol of immortality. Stephan Wolfsried provides a nice closeup photo of Amaranтите: <https://www.mindat.org/photo-740017.html>. Here is a small area on my specimen. Blue-green Cuprocopiapite $\text{Cu}^{2+}\text{Fe}^{3+}_4(\text{SO}_4)_6(\text{OH})_2\cdot 20\text{H}_2\text{O}$ is also seen in this view. Except for the copper, Cuprocopiapite has the same formula as Copiapite $\text{Fe}^{2+}\text{Fe}_4^{3+}(\text{SO}_4)_6(\text{OH})_2\cdot 20\text{H}_2\text{O}$, as described below.



Amarantite (orange) and Cuprocopiapite (blue-green), Chuquicamata, Antofagasta, Chile. FOV 5 mm. Photo by Michael Pabst, using stereomicroscope, stacking 25 images.

Here is an excellent photo by Tony Petersen of Amaranтите with Copiapite and Chalcanthite: <https://www.mindat.org/photo-491000.html>. Like my specimen, it comes from the Quetena Mine, Toki Cu deposit, Chuquicamata District, Calama, El Loa Province, Antofagasta, Chile.

Copiapite. Copiapite $\text{Fe}^{2+}\text{Fe}_4^{3+}(\text{SO}_4)_6(\text{OH})_2\cdot 20\text{H}_2\text{O}$ is triclinic $\bar{1}$ – pinacoidal. Copiapite is readily soluble in water. Hardness 2½-3. Copiapite was named in 1833 for its occurrence near Copiapó, Atacama, Chile. My specimen, like the better sample mentioned below from Mindat, contains Amaranтите, Chalcanthite, and Copiapite. My specimen is labeled Cuprocopiapite, indicating that Cu^{2+} substitutes for some Fe^{2+} : $\text{Cu}^{2+}\text{Fe}^{3+}_4(\text{SO}_4)_6(\text{OH})_2\cdot 20\text{H}_2\text{O}$. There is a group of Copiapite related minerals, with substitutions of Cu^{2+} , Al^{3+} , Ca^{2+} , etc.

I also have a typical yellow Copiapite from Wayne County in Utah, according to the label. The label does not specify the mine or locality. I can find no mention of Copiapite in Wayne County in Mindat. There are larger colorless Quartz crystals and small colorless Gypsum crystals tossed together with the yellow Copiapite.



Copiapite (bright yellow) with Quartz (light tan), Wayne County, Utah. FOV 2 mm. Photo by Michael Pabst, using stereomicroscope, stacking 21 images. Specimen from the MNCA/Betsy Martin collection.

Continued next page.

Iron Sulfates continued

Nice photogenic crystals of Copiapite are rare; here is a photo by Luigi Mattei:

<https://www.mindat.org/photo-406263.html>.

Coquimbite. Coquimbite $\text{AlFe}_3(\text{SO}_4)_6(\text{H}_2\text{O})_{12} \cdot 6\text{H}_2\text{O}$ is trigonal $\bar{3}m$ – hexagonal scalenohedral. Hardness $2\frac{1}{2}$. It is now known that the Al in the composition is essential. Coquimbite can occur as nice lilac crystals, as in this photo by Uwe Haubenreisser:

<https://www.mindat.org/photo-1257226.html>.

Here is a photo by Eugene and Sharon Cisneros showing a combination of Coquimbite and Copiapite: <https://www.mindat.org/photo-1216007.html>.

Coquimbite was named for the Coquimbo region of Chile. On my recent trip to the Tucson Gem & Mineral Show, I found a seller who had many flats of purple Coquimbite, but it was all in chunks with no crystal features, so I passed. Please click on the links above to see the pretty purple color in actual crystals.

Jarosite. Jarosite $\text{KFe}^{3+}_3(\text{SO}_4)_2(\text{OH})_6$ was named in 1852 for its type locality Barranco Jaroso in Spain, which was named after a Spanish flower “jara” of genus *Cistus*. Jarosite is trigonal $\bar{3}m$ - hexagonal scalenohedral. It is yellow to brown. Hardness $2\frac{1}{2}$ - $3\frac{1}{2}$. Jarosite is relatively insoluble in water, but it dissolves in hydrochloric acid. It comes from decayed pyrite and is common in acid drainage from mines. Jarosite is so abundant on Mars (up to 10 meters deep) that it bogged down the *Spirit* rover in 2009, ending its mission.

I have a Jarosite specimen from the Apex Mine in Gila County, Arizona. On Mindat, the mine locality is given as Apex Mine, Chilito, Hayden area, Banner Mining District, Gila County, Arizona. The label says “Dripping Springs” instead of Chilito, Hayden and Banner. It is hard to see in the photo, but with a three-dimensional view in the stereomicroscope, there are some good crystals of Jarosite with good faces.



Jarosite (orange-brown) with *Quartz*, Apex Mine, Dripping Springs, Gila County, Arizona. FOV 3 mm. Photo by Michael Pabst, stacking 24 images.

Next time, I will try to blow the rust out of my cerebral pipes and consider crystalline iron oxides like Hematite and Magnetite.

The Great North American Eclipse

On Monday, April 8th a full solar eclipse, nicknamed The Great North American Eclipse, will happen and will be able to be seen from Texas at 1:40 p.m. Dallas, is right in the path of totality of this year’s solar event for three minutes and 51 seconds, making it the longest duration across North America.

Protective eyewear is recommended for catching a glimpse of the solar eclipse. Jeff provided complimentary ISO certified eyewear to club members at our February meeting. Hopefully Jeff will keep us informed of the eclipse if we can view it from our area.



The Mineralogical Books by James and Edward Dana

Herwig Pelckmans, retired geologist Belgium

I don't think there is any serious recreational or professional mineralogist out there that does not know about "Dana's System of Mineralogy" or "Dana's Manual of Mineralogy". These books have been around forever, so it seems! For quite a while now I had been thinking of creating a list of at least the different "Systems of Mineralogy", together with links to online versions that can be fully searched digitally.

So finally, a few weeks ago, I started on this project only to find out a whole bunch has been written about these books, AND some things looked quite complicated when it came to different editions, different printings, different titles, different authors, and so on!

On the other hand, there were many digital versions to be found online, but quite a few were not what they pretended to be. Frequently the date of printing was plain wrong, or the edition stated was incorrect, or ... you name it. It was clear there was a need for a simple yet efficient list of the different editions of each work, linked to its digital version.

And so, I compiled a "Links to the most important mineral books by Dana" that I published on Mindat towards the end of August. I wrote it as a text file first, which turned out not to be such a great choice, because the article on Mindat needs to be in html format. Since my Word document had a lot of different characters and a specific layout, morphing it into an acceptable html version took a lot of time and even more copy & paste. ;-)

Anyway, here is the link to my most recent article:
https://www.mindat.org/a/links_to_dana_books


For people who are looking for more info on Dana, here are a few useful links:

* A detailed biography (and bibliography) of James Dwight was written by his son Edward Salisbury Dana, right after James passed away in 1895, and can be found here:

<https://babel.hathitrust.org/cgi/pt?id=hvd.32044107217713&view=1up&seq=9&skin=2021>


* The most detailed bibliographic description of the mineralogical works by James Dwight Dana can be found here:

https://mineralogicalrecord.com/new_biobibliography/dana-james-dwight/



James Dwight Dana
Feb.12.1813 – Apr 14, 1895

The most detailed bibliographic description of the mineralogical works by Edward Dana can be found here: https://mineralogicalrecord.com/new_biobibliography/dana-edward-salisbury/



Edward Salisbury Dana
Nov 16, 1840 – Jun 16, 1935

Micromineralogists of the National Capital Area, Inc.

**48th Annual
Leidy Microscopical Society
Micromount Symposium**

TWO GREAT SPEAKERS

FRIDAY
"The Hugh McCulloch
Story"
By Steve Stuart

SATURDAY
"Classic and New
Southeastern Microminerals"
By Jose Santamaria of the
Tellus Science Museum

Silent Auctions Give-Away Tables*



March 8 – 9 2024 **Fri. Noon to 6:00 PM**
Sat. 9:00 AM to 6:00 PM

Lunch to be Provided on Saturday with Paid Admission
Table Space for Two Days: \$30.00 for 1/2 of 6 Foot Table, \$45.00 for Full 6 Foot Table
Visitor's Fee: \$5.00 for Friday, \$10.00 for Saturday (Includes Lunch)

RESERVATIONS & ADMISSIONS:
Make Checks Payable to: The Leidy Microscopical Society
Mail to: Don McAlarnen, Treasurer
916 Senator Road
East Norriton, PA 19403
For Questions: Contact Don at (610) 247-5097
Or Email: donmcalarnen@outlook.com

Same Great Location:
Advent Lutheran Church
45 Worthington Mill Road
Richboro, PA 18954

Speaker: Jose Santamaria – "Classic and New Southeastern Microminerals" (Saturday) Jose Santamaria served as executive director of Tellus Science Museum, formerly the Weinman Mineral Museum, from August 1996 until October 2023. He remains on staff as director emeritus to help with some of the museum's major projects. Born in Cuba, Jose grew up in Atlanta, where he earned a Degree in Visual Arts at Georgia State University. His life-long interest in geology, minerals, and science in general led him to his position at Tellus. His projects include the expansion of the 9,000 square foot Weinman into the 120,000 square foot Tellus.


His recent publications include a 2021 article on Baryte microcrystals in *Rocks & Minerals* and as coauthor on a 2022 paper on the brachiopod *Platyerella* in the *Journal of Paleontology*. He also edited *Minerals of Georgia* (2016). Jose currently serves as the vice-president of the Rome Mineral Society and co-chair of the Micromount Section of the Georgia Mineral Society. He and his wife Maia live in Rome, Georgia in a renovated 1929 craftsman bungalow with their dogs and cat.

Contact Don at (610) 247-5097
donmcalarnen@outlook.com

2024 Leidy Micromount Symposium

Speaker: Steve Stuart – "The Hugh McCulloch Story" (Friday) Steve has been a retired fire protection and risk management consultant since January 2016. He and his wife moved to Bethlehem, Pennsylvania in April of 2017, from Detroit, Michigan. His childhood interest in chemistry, nature and minerals was rekindled in 1995 when he started to collect fluorescent minerals. In the late 1990s, he bought a stereo microscope, which opened a whole new world for him. Steve posted his first photo to Mindat in 2004, and now has over 2,500 images on Mindat.

He attends numerous micromineral symposia and conferences around the country. Steve is a member of the Canadian Micromineral Association, and has edited their newsletter, the *MicroNews*, since 2016. He is the first "Yank" to serve on the CMMA executive committee, so he was told. He is also a member of the Pennsylvania Earth Science Association, The Baltimore Mineral Society, and the Leidy Microscopical Society.



Anatase, from Ayer's Cliff Quarry, Memphrémagog, Québec. 2 mm FOV. Steve Stuart photomicrography

Micromineralogists of the National Capital Area, Inc.

Alfie Norville Gem & Mineral Museum receives significant collection and commitment for \$1.6M endowment

University of Arizona News Feb 5, 2024

The donation and commitment for the Arthur Roe Micromount Collection and Memorial Endowment for Conservation and Education were made by the family of Arthur "Art" Roe and his wife, Barbara Roe.

The University of Arizona Alfie Norville Gem & Mineral Museum has been gifted a collection of more than 9,500 micromount specimens and received a \$1.6 million commitment to establish an endowment for conservation and education.

The collection donation and the commitment were made by the family of Arthur "Art" Roe and his wife, Barbara Roe. The endowment will be called the Arthur Roe Micromount Collection and Memorial Endowment for Conservation and Education.

"These transformative gifts are a testament to the enduring legacy of Dr. Arthur Roe. The collection and endowment will not only advance our academic and research mission but will also foster curiosity about the geological sciences in our community and beyond," said University of Arizona President **Robert C. Robins**.



Arthur Roe enjoying his mineral collection. Courtesy of the Roe family

A master micromounter, Arthur Roe started collecting micromounts – which are collections of very small specimens – almost 90 years ago and was inducted into the Micromounters Hall of Fame in 1983. He died in 1993.

"Our father collected more than 9,500 specimens during his lifetime," said Nick Roe, son of Arthur Roe. "Many of the specimens are from sites that are no longer accessible. Dad loved micromounts and shared that love with others as often as he could. He would have been delighted to know of the museum's plans to use his collection to teach others and help them share his joy of the world of micromounts."

The children, grandchildren and great-grandchildren of Arthur and Barbara Roe made the commitment to establish the endowment in Arthur Roe's name with a \$1.6 million donation. The endowment will support expanded research opportunities, development of educational programming, specialized training for graduate and undergraduate students, and staffing for cataloging and maintaining the collection.

"The micromount collection is a stunning assemblage of specimens. Not only is the collection remarkably well documented and organized, but it has verified examples of a wide range of localities, many of which are no longer available for specimen collection," said Violetta Wolf, director of the museum. "These gifts represent a giant leap forward for the museum's research mission, allowing us to expand our educational outreach and provide valuable, hands-on learning opportunities." The collection, she said, will be used for education, research, and community engagement.

The museum, which includes specimens collected as far back as 1892, was officially established as the Mineral Museum in 1919. Now located in the Historic Pima County Courthouse in downtown Tucson, the museum has 12,000 square feet of exhibit space and three major galleries. Everything in its collection was donated or provided on loan.

"With this gift, the Roe family is preserving the work and legacy of an incredible man," said John-Paul Rocznik, president, and CEO of the University of Arizona Foundation. "The collection and the endowment will ensure the University of Arizona Alfie Norville Gem & Mineral Museum will continue to educate and inspire for generations to come."

**United States Postal Office unveils new
Forever Stamps: Life Magnified**

by David Fryauff, Vice-president

**“Why don’t we present microminerals
for a future stamp selection”?**



Micromineralogists of the National Capital Area, Inc.

Micro Club Zoom Session - Australia

March 20th: Part 1 of the minerals of the east Eifel, Germany, presented by Frank Loman.

You can now register for these sessions at crocoite.com. Once registered, you will receive an email and the opportunity to save the Zoom session in your (Google, Yahoo, or Outlook) calendar, and this will be in your local time zone.

Below: Fluorite, In den Dellen quarries, Niedermendig, Mendig, Laach lake volcanic complex, Eifel, Rhineland-Palatinate, Germany. Width of view 3mm.



Micro Club Zoom Host: Steve Sorrell resides in Melbourne, Australia and hosts various geology persons of interest at his micromount meeting each month on Zoom. You can sign up for Steve's programs, while enjoying friendly faces within our geology community around the globe.



"The vast majority of presentations, apart from the first few sessions, have been recorded and are available on my YouTube Channel. You can now register for upcoming sessions. Once registered, you will receive an email and the opportunity to save the Zoom session in your (Google, Yahoo, or Outlook) calendar, and this will be in your local time zone." Steve's website

EFMLS Wildacres Geology Retreat Little Switzerland, NC May 13–19, 2024

by Mary Bateman, Committee member

The EFMLS Wildacres Committee is happy to announce that registration for the May13-19, 2024, session begins on Monday, January 1, 2024. With a great lineup of classes and instructors and a well-accomplished Speaker-in-Residence, classes are sure to fill up. You may want to get your registration early. Getting your registration early gives you a better chance to get your first choice of the class(es) you want.

Speaker in Residence: Michael J. Colella

"We are very fortunate to have a fabulous new Speaker-in-Residence for the Spring 2024 session of the EFMLS Wildacres Workshop, Michael J. Colella, a multi-faceted artist, who will share his passion for photography, rocks and minerals, world sands, suiseki stones, and wood-turning art.

Michael J. Colella is a native Washingtonian who grew up in Silver Spring, Maryland. As a child, Mike used to go hunting with his dad and scour the ground for rocks and possible fossils. In 5th grade, his dad made a wooden display case for his collection to enter in the school science fair, and his first connection to the earth was formed. Today Mike still enjoys photography, collecting rocks and minerals and viewing stones. He also has a quite extensive sand collection, which he has photographed.

Michael will give six presentations at Wildacres on all these art forms and travels. I've known Mike for over 35 years. He photographed much of my work. Get ready to see and hear how all these experiences became one man's connection to the Earth. I am sure you will enjoy his stunning photography and stories of his life passions. Mike will be accompanied by his wife Sue".

Helen Serras-Herman, Speaker-in-Residence Coordinator, Wildacres Committee. If you have any questions about classes or the facilities, contact: Mark Kucera (mark_j_kucera@yahoo.com) Questions regarding registering and accommodations, contact: John Milligan (jmilligan@stny.rr.com).

Details about the history or what Wildacres is, go to <https://efmls.org> or contact Mary Bateman at mbateman1@verizon.net.

The Mineral Mite March 2024

Micromineralogists of the National Capital Area, Inc.



American Federation of Mineralogical Societies

(AFMS)
www.amfed.org

Please read the AFMS bulletin attached in original monthly email to MNCA members.

2024 Purpose of the AFMS: To promote popular interest and education in the various Earth Sciences, and in particular the subjects of Geology, Mineralogy, Paleontology, Lapidary, and related subjects, and to sponsor and provide ways to coordinate the work and efforts of all interested persons and groups; to sponsor and encourage the formation and international development of Societies and Regional Federations and thereby to strive toward greater international good will and fellowship.



Celebrating 50 years!

The Rock & Gem magazine is recognized as the official magazine of the AFMS.
Free archived downloads

[Rock & Gem Magazine Archive : Free Download, Borrow, and Streaming : Internet Archive](#)



Eastern Federation of Mineralogical and Lapidary Societies

(EFMLS)
<https://efmls.org>

Communication and Involvement
Are the Keys to Our Success!

Please read the EFMLS bulletin attached in original monthly email to MNCA members.

March 2024 Local Geology Club Meetings

4: Northern Virginia Mineral Club NVMC
Meeting 7:30pm on Zoom
www.novamineralclub.org

6: Mineralogical Society of the District of Columbia MSDC Meeting 7:30pm on Zoom
www.mineralogicalsocietyofdc.org

11: The Gem, Lapidary and Mineral Society of Montgomery County, Maryland - GLMSMC
Meeting 7:30 pm www.glmsmc.com


?: The Gem, Lapidary and Mineral Society of Washington, DC - GLMS-DC meeting 7 p.m.
Chevy Chase Community Center, 5601 Connecticut Ave; Washington, DC. www.glmsdc.org

20: Baltimore Mineral Society BMS meeting
www.baltimoremineralsociety.org

25: Micromineralogists of the NCA, Inc.
Meeting 3 – 5:30pm Kings Park Library, Burke, VA
www.dcmicrominerals.org

“Miner” Mike Kaas Recommends Book

Material World: The Six Raw Materials That Shape Modern Civilization - Sand, salt, iron, copper, oil, and lithium. Deckle Edge, Nov 7, 2023, by Ed Conway



Micromineralogists of the National Capital Area, Inc.



GeoWord of the Day and its definition

ablykite (ab'-lyk-ite) A clay-mineral material consisting of an aluminosilicate of magnesium, calcium, and potassium. It resembles halloysite in its dehydration characteristics but differs from it in its thermal and X-ray diffraction properties. Also spelled: ablikite.

critical mineral [eco geol] A mineral essential to national defense but which, in all likelihood, can be obtained domestically or in adequate quantities from secure foreign suppliers in times of national emergency.

kauaiite (kau-ai'-ite) An orthoclase-bearing olivine-augite *diorite* in which the feldspar is zoned, with calcic labradorite in the inner zones grading outward into alkali feldspar. Its name, given by Iddings in 1913, is derived from the Hawaiian island of Kauai. Obsolete.

rhombohedral system A division of the *trigonal system* in which the unit cell is a rhombohedron.

All terms and definitions come from the [Glossary of Geology, 5th Edition Revised](#).

GeoWord of the Day is brought to you by: EnviroTech! envirotechonline.com.

Barry Remer update.
Please visit him/send card.

Barry Remer
Potomac Place
3236 Locker Street
Falls Church, VA 22042
Potomac Place phone 571-378-0295



Newsletter inputs:

- * David Fryauff
- * Jeff Guerber
- * Michael Pabst
- * Pete Chin
- * Mike Kaas
- * Don Mcalarnen
- * Mary Bateman
- * Herwig Pelckmans
- * Kathy Hrechka



Micromineralogists of the National Capital Area
www.dcmicrominerals.org

We are temporarily meeting at Kings Park Library in Burke, 3-5:30pm (forth Monday or Wednesday) until we locate a permanent meeting place.

MNCA Purpose: To promote, educate and encourage interest in geology, mineralogy, and related sciences.

President: David Fryauff
Vice President: Jeff Guerber
Secretary: Bob Cooke
Treasurer: Michael Pabst
Editor/Historian: Kathy Hrechka
Website: Kathy Hrechka
AMC Conference: open

The society is a member of:

- * Eastern Federation of Mineralogical and Lapidary Societies (EFMLS) www.efmls.org
- * American Federation of Mineralogical Societies (AFMS) www.amfed.org affiliation

Dues: MNCA Membership Dues 2024

\$15 (single) or \$20 (family) donations

MNCA - Michael Pabst, Treasurer

270 Rachel Drive

Penn Laird, VA 22846

Editor's Note: By Kathy Hrechka

Send your articles and photos to your editor.

Club Article Deadline is the 1st of each month.

***The Mineral Mite* will be emailed by the 5th.**

No newsletter July/August

Inducted into Editor's Hall of Fame – 2018
EFMLS Trophy 2021 Small bulletins

The Mineral Mite March 2024